

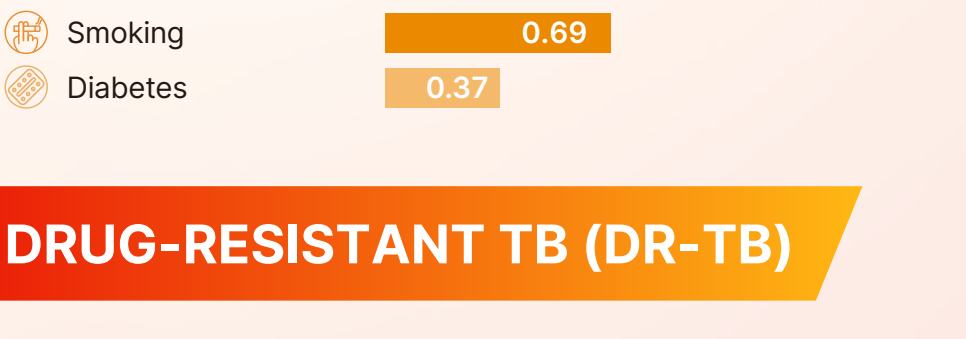
A clearer picture of drug resistant TB

ABOUT TB

#2

Tuberculosis (TB) is the second leading infectious killer after COVID-19, yet it is a preventable, treatable and curable disease.¹

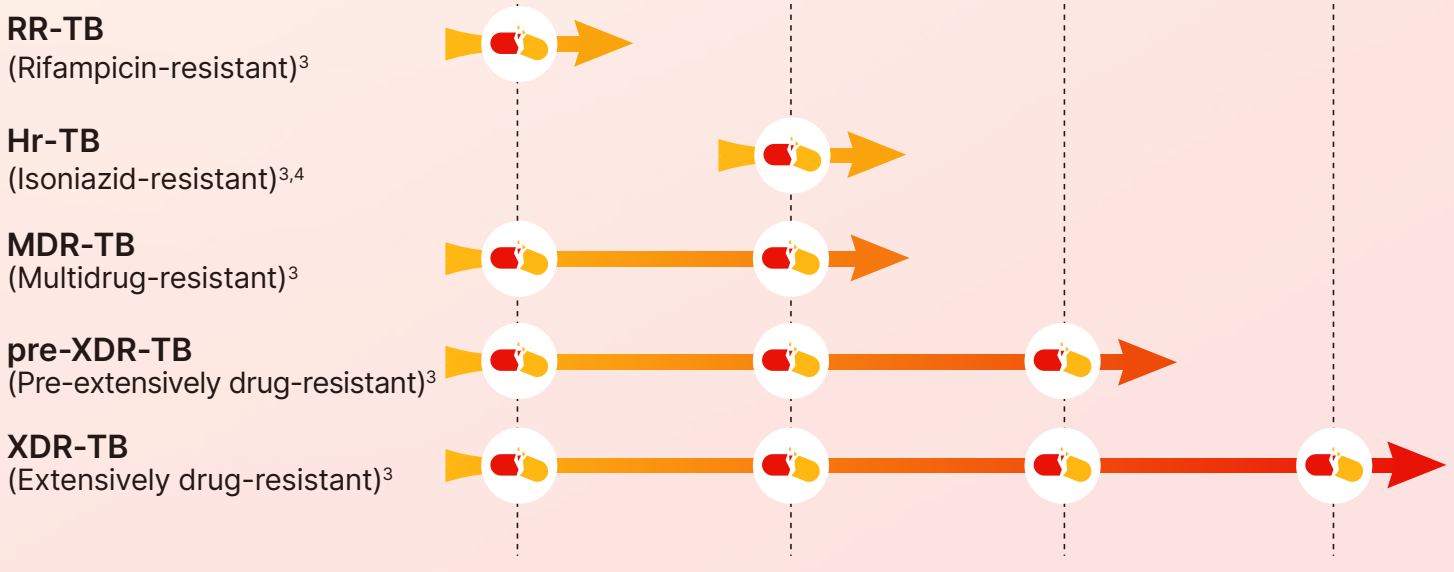
TB DETERMINANTS



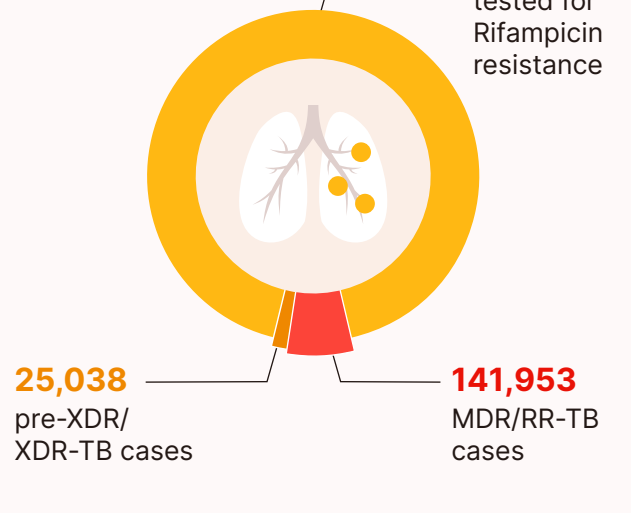
In 2021¹
10.6M
Incidence

1.6M
Mortality

DRUG-RESISTANT TB (DR-TB)



INCIDENCE



COVID-19-related disruptions to essential TB services contributed to a rise in TB incidence rates and drug-resistant TB burden in 2021, reversing decades of declines¹.

ECONOMIC BURDEN

TB and DR-TB can have significant individual and household financial impact, resulting in lost income and catastrophic costs (costs that account for more than 20% of household income).^{1,2}

% of TB cases that experience catastrophic costs:¹

48%
All people with TB

47%
Drug-susceptible TB

82%
Drug-resistant TB

TREATMENT

161,746 patients started treatment for MDR/RR-TB in 2021¹

Cost of TB

	TB	MDR-TB	XDR-TB
Average cost per case ^{5,*} including direct treatment costs and productivity losses (2020; USD)	\$ 67,000	\$ 420,000	\$ 801,000
Length of treatment ⁵ (months)	6-9	20-26	32
Treatment success rate (Global average)	86% new, 2020 ⁶ 74% relapsed, 2020 ⁷	60% 2019 ⁸	60% 2019 ⁹

*The dollar amount cited in this document is from the CDC's 'The Costly Burden of TB' fact sheet, and represents costs specific to the United States.

DRUG RESISTANCE SURVEILLANCE AND DRUG SUSCEPTIBILITY TESTING (DST)

Routine TB drug resistance surveillance and drug-susceptibility testing (DST) are critical to combat the global TB epidemic and informs TB treatment guidelines.^{1,15}

CURRENT DRUG RESISTANCE AND SUSCEPTIBILITY DETECTION METHODS

Targeted next-generation sequencing (tNGS)
<48 hours¹⁰

Culture-free method that provides a broad resistance profile of first-line drugs (FLD) and second-line drugs (SLD) through deep sequencing of DR-TB gene targets.¹⁰

Whole Genome Sequencing (WGS)
1-2 days from positive culture^{10,11}

Provide complete genome of *M. tuberculosis* (MTB), comprehensive detection of known genes and discovery of novel genes associated with anti-TB drug resistance, and report genetic relatedness between isolates to provide insights for tuberculosis control measures.¹⁰

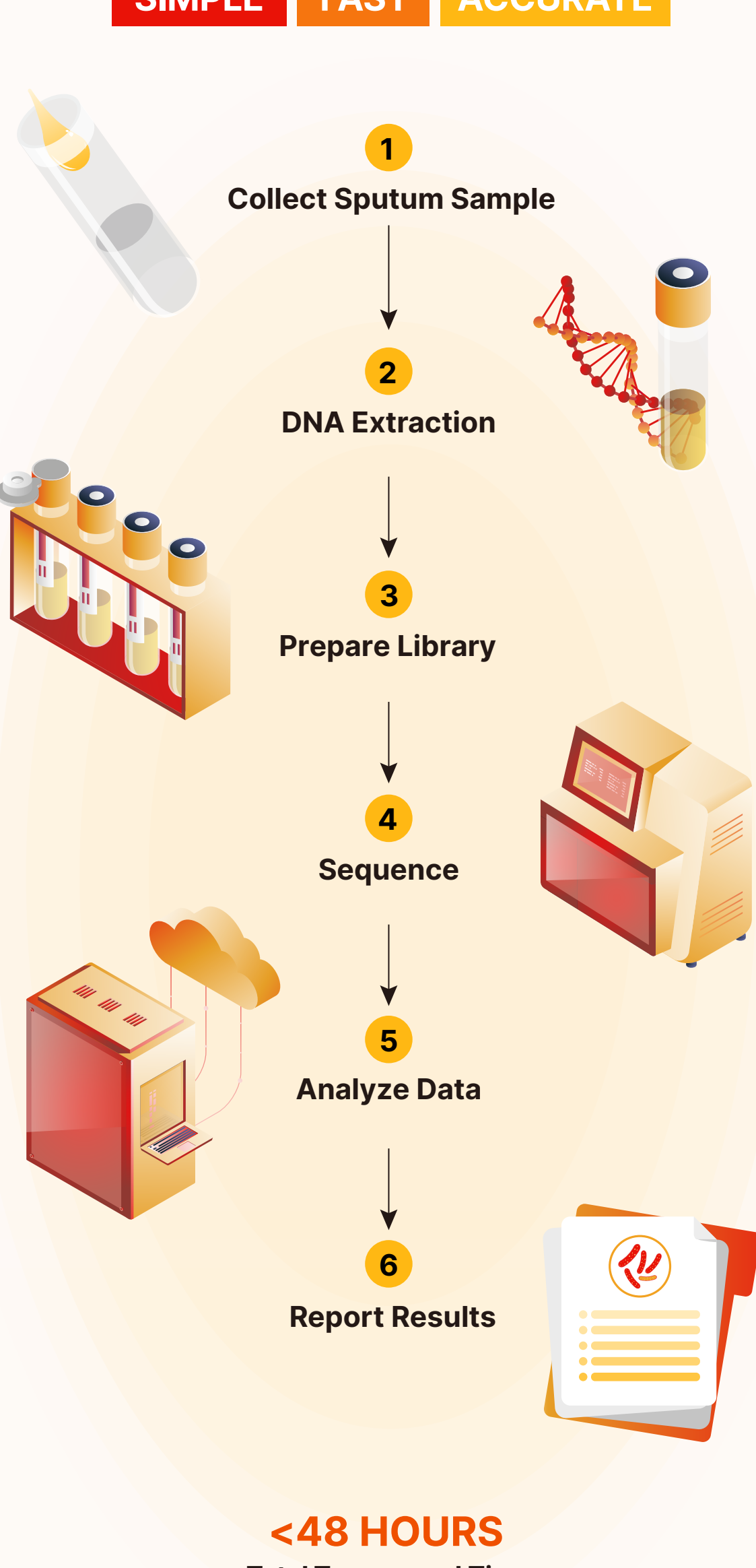
Phenotypic – culture-based
4-13 days from positive culture.¹²

Nucleic acid amplification tests
Approximately 2 hours.¹³

Targeted method to detect resistance to some FLD and some SLD.¹³

NGS WORKFLOW

SIMPLE FAST ACCURATE



INSIGHTS OBTAINED THROUGH NGS

- Accurate characterisation of nucleotide-level genetic polymorphisms.¹⁰
- Detailed sequence information for multiple gene regions or whole genomes.¹⁰
- Detect resistance to a wide range of first and second-line antituberculosis drugs.^{10,14}
- Detection of mixed infection and heteroresistance down to 3% subpopulations (inaccessible by other rapid molecular tests).¹⁴
- Genotyping and spoligotyping of Mycobacterium tuberculosis complex (MTBC) strains.¹⁴
- Differential detection of mycobacterial species with clinical relevance.^{14,15}

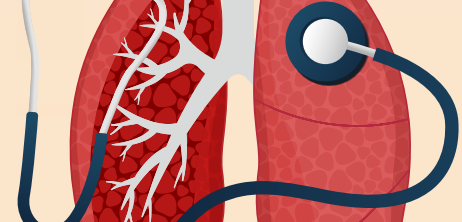
NGS IS A MULTIFUNCTIONAL TOOL

- Revolutionize universal access to rapid, accurate and comprehensive detection of known anti-TB drug resistance.¹⁰
- Resistance TB surveillance to detect path of transmission and monitor novel resistance mechanism.¹⁵

OUTLOOK

4.2 MILLION PEOPLE WITH TB ARE NOT DIAGNOSED OR OFFICIALLY REPORTED

Globally, of the estimated 10.6 million people who fell ill with TB, only 6.4 million were diagnosed and reported. That is a gap of 4.2 million people.¹ Improved drug resistance-detection and surveillance is possible through next-generation sequencing to help address this gap and can bring us closer to the Sustainable Development Goal (SDG) of ending TB by 2030.^{10,15}



References:

- World Health Organization. (2022). Global Tuberculosis Report 2022. Retrieved March 9, 2023, from <https://www.who.int/teams/global-tuberculosis-programme/tb-reports/global-tuberculosis-report-2022>
- Tanimura T, Jaramillo E, Weil D, Ravignone M, Lonnroth K. Financial burden for tuberculosis patients in low- and middle-income countries: a systematic review. *Eur Respir J*. 2014 Jun;43(6):1763-75. doi: 10.1183/09031936.00193413.
- Meeting report of the WHO expert consultation on the definition of extensively drug-resistant tuberculosis, 27-29 October 2020. Geneva: World Health Organization; 2021. CC BY-NC-SA 3.0 IGO.
- Sulis C, Pai M (2020) Isoniazid-resistant tuberculosis: A problem we can no longer ignore. *PLoS Med* 17(1): e1003023. <https://doi.org/10.1371/journal.pmed.1003023>
- <https://www.cdc.gov/nchhstp/newsroom/docs/factsheets/costly-burden-dr-tb-508.pdf>
- World Health Organization. (2022, October 11). Treatment success rate of new tuberculosis cases. Retrieved March 9, 2023, from <https://www.who.int/data/gho/data/indicators/indicator-details/GHO/treatment-success-rate-new-tb-cases>
- World Health Organization. (2022, October 11). Treatment success rate of previously treated tuberculosis cases. Retrieved March 9, 2023, from <https://www.who.int/data/gho/data/indicators/indicator-details/GHO/treatment-success-rate-previously-treated-tb-cases>
- World Health Organization. (2022, October 11). Treatment success rate for patients treated for multidrug-resistant tuberculosis (MDR-TB). Retrieved March 9, 2023, from [https://www.who.int/data/gho/data/indicators/indicator-details/GHO/treatment-success-rate-for-patients-treated-for-mdr-tb-\(-\)](https://www.who.int/data/gho/data/indicators/indicator-details/GHO/treatment-success-rate-for-patients-treated-for-mdr-tb-(-))
- World Health Organization. (2022, October 11). Treatment success rate of extensively drug-resistant tuberculosis (XDR-TB) cases. Retrieved March 9, 2023, from <https://www.who.int/data/gho/data/indicators/indicator-details/GHO/treatment-success-rate-xdr-tb-cases>
- The use of next-generation sequencing technologies for the detection of mutations associated with drug resistance in Mycobacterium tuberculosis complex: technical guide. Geneva: World Health Organization; 2018 (WHO/CDS/TB/2018.19). Licence: CC BY-NC-SA 3.0 IGO.
- Walker TM, Cruz ALG, Peto TE, Smith EG, Esmail H, Crook DW. Tuberculosis is changing. *Lancet Infect Dis*. 2017 Apr;17(4):359-361. doi: 10.1016/S1473-3099(17)30123-8.
- BACTECTM MGITM 960 SIRE Kits. Accessed March 10, 2023, from <https://www.bd.com/resources.aspx?ID=18269#~:text=The%20BD%20BACTEC%E2%84%A2%20MGIT>
- WHO consolidated guidelines on tuberculosis. Module 3: diagnosis - rapid diagnostics for tuberculosis detection, 2021 update. Geneva: World Health Organization; 2021. Licence: CC BY-NC-SA 3.0 IGO.
- Jaglan E, Cabibbe A, Mathys V, Cirillo D, de Jong BC, Rigouts L, Supply P. Deep amplicon sequencing for culture-free prediction of susceptibility or resistance to 13 anti-tuberculosis drugs. *Eur Respir J*. 2021 Mar 18;57(3):2002338. doi: 10.1183/13993003.202338-2020.
- Guidance for the surveillance of drug resistance in tuberculosis, sixth edition. Geneva: World Health Organization; 2020. Licence: CC BY-NC-SA 3.0 IGO.